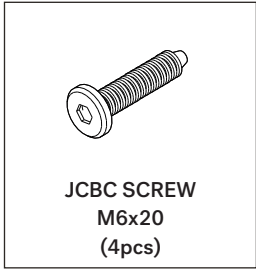
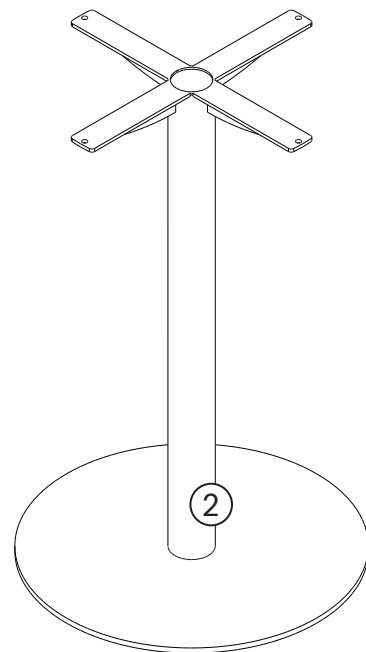
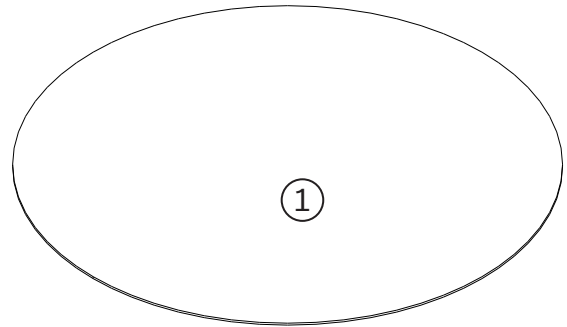
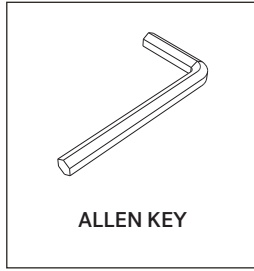


## HARDWARE ENCLOSED



## TOOL ENCLOSED



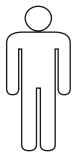
**IN YOUR PACKAGE :**  
ASSEMBLY INSTRUCTIONS  
HARDWARE (AS LISTED ABOVE)

**PARTS TO BE INSTALLED**  
1. TABLE TOP - ROUND (1pc)  
2. METAL BASE (1pc)

## SYMBOLS



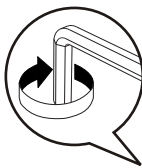
DIRECTION



NUMBER OF  
PERSONS NEEDED




USE HAND



USE ALLEN KEY  
TO TIGHTEN

## NOTICE



## INSTALLING BASE TO TABLE TOP

